

1. PRODUCT NAME

Kirby Building Systems' Roof-Lok panel for roof applications.

2. MANUFACTURER

Kirby Building Systems

3. PRODUCT DESCRIPTION

These standing seam roof panels offer a flat profile with minor striations. Roof-Lok panels are seamed electrically and Roof-Lok 360 panels have full 360 degree rolled seams formed with an electrical seaming machine. Minimum roof slope for the Roof-Lok 90/Roof-Lok 360 roof panels is ¼ to 12.

Basic Use: A roof covering system for new or retrofit construction.

Materials: Roof-Lok panels are available in 24 or 22 gage 50,000 psi in either G90 zinc-coated (galvanized) steel or aluminum-zinc alloy-coated (AZ50 or AZ55) steel. Pre-painted panels have PVDF finish. Panel clips for the Roof-Lok panels are two part assemblies. The tab portions are a nominal 2-3/8" or 3-1/8" (for thermal blocks) in height and 3" in width, die formed 24 gage aluminum coated steel. The bases are die formed 18 gage zinc-coated (galvanized) steel. Expansion capability is 1-1/4".

Roof-Lok panel sidelaps have factory applied mastic, SikaLastomer-511 or equal. Its composition is 85% solids by weight. Service temperature range is -60°F to + 220° F.

Endlaps, roof flashing laps, ridges, and eave closures are sealed with tape mastic, Sika Sika-Tape TC-95 or equal. The material is non-staining, non-corrosive, non-toxic and non-volatile. Composition is 100% solid isobutylene tripolymer tape. Service temperature is -60°F to + 212° F.

Caulk: Eaves, endlaps, ridge and eave closures are sealed with non-skinning butyl caulk, SikaLastomer-511 or equal. Its composition is 85% solids by weight. Service temperature range is -60°F to + 220°F. All gutter and downspout joints, and roof accessories are sealed with polyurethane caulk, Sika SikaFlex 219LM or equal. It meets or exceeds Federal specification TT-S-00230C, Type II, Class A.

All fasteners for panel to secondary framing and panel to panel will be one of the following EPDM washer head screws.

Fasteners: Roof fasteners shall be No. 12 x 1 1/4" self-drilling carbon steel screws with a molded zinc alloy hex washer head.

Roof-Lok panel clips are attached to the purlins with self-drilling carbon steel screws No. 12 x 1-1/4" hex head, cadmium or zinc plated.

Maximum "over the purlin" insulation thickness allowed with these panels is 4" without thermal blocks and 8" with thermal blocks and tall clips.

4. TECHNICAL DATA

The Roof-Lok panel has received a Class 90 Wind Uplift rating by Underwriters Laboratories when tested in accordance with test procedure UL 580. The Roof-Lok roof panel has been tested in accordance with ASTM E1592 and CECS 07416. This panel has also been tested in accordance with Air Infiltration, ASTM E1680, ASTM E283 and Water Penetration, ASTM E1646, ASTM E331. This panel has received a Class A fire rating when tested in accordance with test procedure ASTM E108. The Roof-Lok 360 roof panel has been Factory Mutual and Miami-Dade County approved. This panel has been approved for SREF (SSTD-97) Impact Testing.

5. INSTALLATION

Panels are joined at the sidelap with an interlocking seam. Panel sidelaps are seamed by a special electrical seaming machine. Sidelap sealer is factory applied. Roof systems are installed by Kirby Building Systems Authorized Builders. Installation may be incorporated with a light gage structural system.

6. AVAILABILITY

For availability, contact:

Kirby Building Systems

7. WARRANTY

Thirty-five year material and twenty year weather tightness warranties are available.

8. MAINTENANCE

Only normal routine maintenance is required over the life of the panels.

9. TECHNICAL SERVICES

For information, contact: Kirby Building Systems

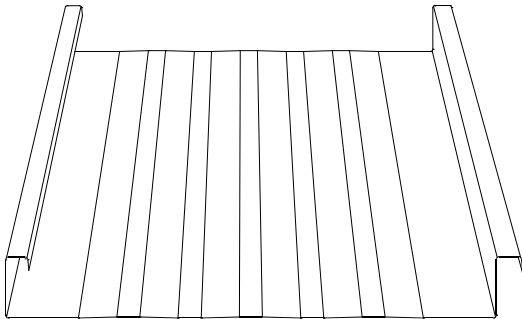
....continued

10. PRODUCT NOTES


A certain amount of waviness called "oil canning" may exist in this panel. Minor waviness of the panel is not sufficient cause for rejection, because oil canning does not affect the structural integrity of the panel.

Roof-Lok Panels in general are known for their tendency to rattle in high winds if insulation is not used. Insulation foam spacer tape should be used along the roof purlins whenever insulation is not required in the roof system.

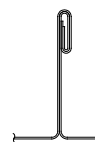
Kirby Building Systems reserves the right to revise all standard specifications and information. Kirby Building Systems regularly updates its published "Standard Specifications" on the Kirby Building Systems web site, www.kirbybuildingsystems.com, which supersede and replace any previously published standard specifications of Kirby Building Systems.



PANEL PROFILE



ROOF-LOK 90



ROOF-LOK 360



CROSS SECTION