




**SOLUTIONS** FOR BETTER BUILDINGS







## MEET THE **METAL BUILDING EXPERTS**







Kirby Building Systems, a division of Nucor Corporation, is one of the top manufacturers of metal buildings in the USA.

With a full-service plant located in Portland, Tennessee we specialize in custom-engineered construction solutions for commercial, industrial, institutional, recreational, aviation, and many specialty metal building applications, encompassing multiple building components, framing options, extended bay options, special exteriors, multiple roof system options, and industry-leading warranty protection programs. By working closely with our expert Authorized Builders, we have the expertise to deliver top quality metal building systems and services to your jobsite.

**LET KIRBY SHOW YOU A NEW WAY TO BUILD—A BETTER WAY.**

# KIRBY FITS IN YOUR WORLD— WHATEVER IT IS



## **COMMERCIAL**

Customers seeking offices, individual stores, large shopping centers, restaurants, automotive dealerships and more all turn to Kirby.



## **WAREHOUSE**

Kirby's adaptable systems mean they can be customized for the clear heights, widths and bay specifications you're needing.



## **COMMUNITY**

The unobstructed spaces we can create are perfect for institutional and government projects, including schools, medical facilities, churches and indoor recreational facilities.



## **AGRICULTURAL**

Take advantage of value engineering for multiple buildings on your property. We manufacture open-air barns and enclosed storage facilities for farmers across the U.S.



## **INDUSTRIAL**

Our flexible layouts can accommodate a variety of workflows. Whether it's manufacturing, material handling or storage, Kirby has the solution.



## **TRANSPORTATION**

Garages and aircraft hangars benefit from our specialized layouts and ability to accommodate any size and type of door system.







# FLEXIBILITY WHERE YOU NEED IT

Since they're made of steel, our buildings are some of the strongest out there. But they're also the most flexible. In fact, we design our systems so they can adapt to whatever your needs are.



## CUSTOMIZED EXTERIORS


Often people have no idea when they see one of our projects that it's a steel building. That's because you can combine our metal systems with other materials, such as:



**MASONRY  
BRICK**




**STONE**



**WOOD**



**GLASS**



**STUCCO**



**INSULATED  
PANELS**

## VIRTUALLY UNLIMITED INTERIOR LAYOUTS

The possibilities are almost endless when you get inside a Kirby building. Our team can design your flexible building solution depending on workflow and storage needs. Wide clear spans provide for interior spaces unobstructed by columns. Mezzanines and special load requirements for crane or heavy equipment can also be incorporated.



FELXIBILITY ON  
**WORKFLOW AND  
STORAGE NEEDS**



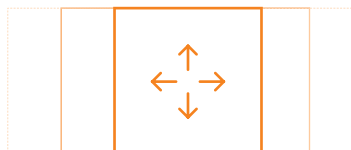
OPEN CLEAR SPAN OPTIONS

SPECIAL LOAD  
REQUIREMENTS FOR  
**CRANE OR HEAVY EQUIPMENT**



## NEW BUILDS & EXPANSIONS

Because of the custom engineering and efficient design process, Kirby buildings are the perfect choice for new construction, where you're building from the ground up. But our designs also make future additions simple. When more space is needed, the walls and framework are easily removed and then space can be added on by using another metal system.





# SPEED IN EVERY STEP

A full staff of in-house engineers with decades of experience design and manage each project. They use Kirby's state-of-the-art technology to dramatically reduce design timeframes, and our review process can reduce the need for revisions. Because every building is manufactured to your specific needs using sophisticated manufacturing processes at our plant, fabrication is fast. And since our systems incorporate fewer parts on the jobsite and are pre-welded, pre-drilled and pre-punched at the factory, erection is quick as well. That means lower labor costs and shorter downtimes.



IN-HOUSE  
ENGINEERS

STATE-OF-  
THE-ART  
TECHNOLOGY

FAST  
FABRICATION

FEWER  
PARTS



# BENEFITS OF METAL BUILDINGS



## **COST EFFECTIVENESS**

On average, our custom metal buildings cost less than conventional construction — often up to 30% less. This is due to our efficient design process, which utilizes Tekla BIM 3D technology. In addition, our products and building systems are fabricated on-site in our IAS AC472-accredited facility, so you can be confident in their quality and code compliance.

### **Increased Longevity, Minimal Maintenance**

Metal buildings are extremely durable, with a longer lifespan than wood structures. Steel is also resistant to corrosion, mold and termites.



## **FLEXIBLE & VERSATILE**

### **Wide-Range of Applications**

Our buildings meet a wide-range of applications from industrial and commercial, to the agricultural, community, and retail industries.

### **Architectural Flexibility**

There are numerous design options, exterior siding, roofing, and trim colors available to beautifully finish your Kirby building. Brick, stucco or wainscoting may also be used... The sky is the limit!

### **Ease of Expansion**

When more space is needed, metal walls and framework are simple to remove for easy and seamless additions to existing metal buildings.



## **FAST & EFFICIENT**

### **Faster Construction Time**

Our steel building systems are designed by professional engineers using the industry's most advanced technology. This simplifies construction and significantly reduces erection time. This means lower "in place costs" as well as quicker occupancy.

### **Easy to Erect**

Our buildings are engineered to go up fast, easing your construction budget concerns.

### **Reduced Design Time**

Our optimized processes greatly reduce the time to design, produce, and fabricate your metal building.



## **ENVIRONMENTALLY FRIENDLY**

Our steel building systems contain over 70% recycled steel and are 100% recyclable.

### **Energy-Efficient**

Our buildings are adaptable to a number of energy efficient insulation systems. This includes our cool-coated insulated metal panels, which can reduce energy costs. A low profile roofline can also eliminate unnecessary head room to heat and cool.

### **LEED**

Our building systems offer an opportunity to capitalize on earning LEED points right from the start.



## **CUSTOM ENGINEERED**

### **Solutions That Work**

Each of our metal building systems is custom-designed using the latest in design technology to meet your unique needs. Our product is your solution!



# A STAMP OF APPROVAL THAT MEANS SOMETHING



As an International Accreditation Services (IAS) AC472-accredited building systems manufacturer, we are recognized as having the expertise, resources and infrastructure to provide quality work.



Kirby Building Systems is an active member of MBMA, the Metal Building Manufacturers Association. As a member of MBMA, our manufacturing and engineering policies, practices, and procedures are audited annually. This helps ensure the structural integrity and quality of our metal buildings.



Our attitude toward safety couldn't be clearer – nothing is more important than safety. Nothing! Through hard work and dedication to continuous improvement of our safety culture, the Kirby teams have been recognized as having world class safety and health programs.



# PROTECTING THE FUTURE



As an ISO 14001:2015-certified manufacturer, Kirby Building Systems is dedicated to protecting our environment and reducing waste. Kirby and Nucor recycle 22 million tons of scrap annually. In fact, by producing recycled rather than virgin steel, in one year we save enough energy to power Los Angeles for eight years.

## 22 MILLION

TONS OF SCRAP RECYCLED ANNUALLY

**That's enough energy to power Los Angeles for eight years.**

Our products are also built with the environment in mind. Our paint finishes reflect the sun's rays—decreasing environmental temperatures and lowering energy use. The coatings also reduce smog and the heat island effect.

## LOWER

ENVIRONMENTAL TEMPERATURES  
ENERGY USE + SMOG

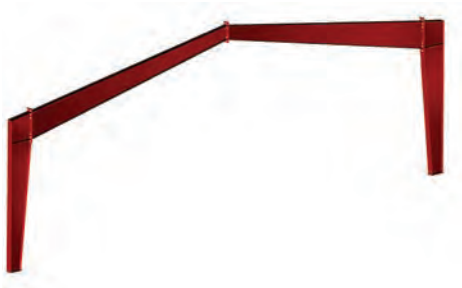


Nucor Corporation is a member of USGBC® (U.S. Green Building Council) an organization promoting environmentally responsible, profitable and healthy places to live and work. Our building systems can earn LEED® points through their recycled content, sustainability, and our wall and roof panels utilizing cool coating technology.





## BUILDING SYSTEM STYLES



### Gable Roof

This provides a roof with two sloping sides and a ridge. The tapered columns are a cost-effective solution for office, warehouse, industrial and commercial applications. A straight column option is ideal for palletized storage or display racks, as well as for shopping centers and other commercial buildings. Clear span frames or interior columns are possible. The roof slope can be as low as ¼:12 or as steep as 6:12.



### Gable - Modular Rigid Frame

Our modular rigid frame's interior columns provide multiple spans on wider buildings. This economical frame type makes use of interior load-bearing columns to more evenly distribute the building load. Thus helping to reduce the size of the rafter & columns. It is available in both gable and single slope designs.



### Single Slope


These buildings have one roof surface. The single-side drainage makes them suitable for manufacturing facilities, warehouses and retail shopping centers. Tapered columns provide an inexpensive solution for wider buildings, while the available straight columns maximize usable interior space. The roof slope can be as low as ¼:12 or as steep as 6:12.



### Lean-To

This system provides a cost-effective way to make a building wider. A single slope system is attached to a lower level of the building or extends the roofline.





## COLUMN SHAPES



### Tapered

Normally found in buildings where interior finishing is limited, such as warehouses, distribution centers and storage facilities



### Straight

Allows for interior walls and maximum use of interior space

## GIRT CONDITIONS



### Bypass

The most common condition. Makes a continuous run around the outside of a building's columns. Provides air space that's the width of the girt between the column and the exterior panels



### Inset

Minimizes air space between the columns and exterior panels



### Flush

Provides no air space between the columns and exterior panels thus maximizing floor space



## CLEARBAY® ROOF JOIST SYSTEM

Our proprietary roof joist system provides the ultimate in versatility and open spaces for a variety of applications. The design allows for bays up to 60-feet wide, making it ideal for hangars, large indoor recreational buildings, warehouses and more.




As a single-source provider and coupled with our BIM 3D software, we can provide customized designs with incredible accuracy in a very short time. You can choose from full-bolted connections—which reduce the need for onsite welding and decrease construction costs—or fully-welded connections. All ClearBay systems are made in the U.S. with American steel, and thanks to our centrally-located manufacturing facility, freight costs are lower and delivery is fast.







## ROOF SYSTEMS




### SS360 Standing Seam Roof System

This system offers superior performance, full flexibility of design, and low life cycle cost with minimum maintenance. SS360 panels are joined by an electric seaming machine developing a full 360 degree rolled seam to ensure weathertightness. It's been approved for wind uplift, hail and fire resistance.

**GAUGE:** 24 OR 22

**COVERAGE:** 24"

**PANEL LENGTHS:**  
UP TO 50'



### Loc Seam Vertical Rib Standing Seam

This system offers a flatter profile standing seam roof system with 16" coverage width and a 2" tall vertical seam. In addition to being more attractive, the mechanical seaming makes it weathertight. The back-to-back vertical rib installs easier at hips and valleys than trapezoidal or corrugated roof panels. 90° and 360° seaming profiles are available.

**GAUGE:** 24 OR 22

**COVERAGE:** 16"

**PANEL LENGTHS:**  
UP TO 50'



### R-Panel

Our R-Panel offers a simple and efficient roof system available in a variety of options. Its even-shadowed appearance has 1-1/4" ribs on 12" centers. It offers 36" of coverage, that is reinforced between the ribs for additional strength.

**GAUGE:** 26  
(22 & 24 AVAILABLE)

**COVERAGE:** 36"

**PANEL LENGTHS:**  
UP TO 50'




### Translucent Roof Panels

Our translucent roof panels are available in R-Panel at 11'-0" lengths, and standing seam at 10'-6" lengths. Both panels are available in insulated and non-insulated, and designed for 5' purlin/joist spacing.

**GAUGE:** 24

**COVERAGE:** 24", 36"

**PANEL LENGTHS:**  
11'-0" R-Panel  
10'-6" Standing Seam



## WALL SYSTEMS




### R-Panel

Both durable and attractive, the R-Panel is ideal for industrial, agricultural, and commercial applications. With a 36" width coverage, the R-Panel's main ribs are 1-1/4", and offers an even-shadowed appearance.



### A-Panel

Offering more of an architectural aesthetic, the A-Panel features recessed fasteners, providing a clean exterior appearance and making it ideal for fascias and decorative wall designs. Our A-Panel provides 36" coverage with 1-5/16" high ribs.



### Reverse R-Panel

Kirby's Reverse R-Panel is designed to compress insulation without unsightly bulges at the girt. Its fasteners are semi-concealed which offers a decorative shadow line. The Reverse R-Panel provides a 36" width coverage.



### Translucent Wall Panels

Allow natural light to transmit into your building by adding translucent wall panels. Not only do translucent wall panels offer a source of natural illumination, they can help with energy savings. Translucent panels are available in each of our standard wall panel profiles.









## INSULATED METAL PANEL SYSTEMS BY



Our insulated wall and roof systems provide reliable thermal performance and insulation continuity with no cavities, gaps, crushed insulation or thermal bridges. R-values remain stable when purlin and girt center dimensions are varied, and R-value can be easily increased with thicker panels. The insulated core is the most thermally effective insulant commonly available today. The wide panels are attractive, lightweight, sturdy, durable, and install quickly and easily.



### **Striated Profile Wall Panel**

Exterior Finish: Non-Directional Embossed

### **Mesa Wall Panel**

Exterior Finish: Non-Directional Embossed

### **Light Mesa Wall Panel**

Exterior Finish: Non-Directional Embossed


### **Sante Fe Wall Panel**

Exterior Finish: Heavy Embossed

### **CFR-IMP Standing Seam Roof Panel**

Exterior Finish: Non-Directional Embossed





## PRISMATIC SKYLIGHTS


Kirby's prismatic skylights allow 100% diffusion and transmit 35% more light than conventional skylights—virtually eliminating hotspots and glare within your building. When they're installed along with LED lighting and efficient controls, lighting energy consumption can be reduced by 40-60%.

# 40%-60%

REDUCTION IN LIGHTING ENERGY CONSUMPTION



**Curb Mounted Skylights** are perfect for new construction or retrofit applications. They're made with a double-glazed acrylic over acrylic lens and use the highest UV-resistant materials for maximum light transmission. They have no moving parts and exceed current building codes for strength.



**Roof Curb Systems For Prismatic Skylights** are specifically designed to fit Kirby's various roof profiles. No secondary framing is required with this kit. Steel lined with an insulated curb wall, each component has been selected to withstand severe weather conditions.



We offer a variety of optional accessories and building components designed to fit your structure.




#### **Walk Doors**

Our preassembled painted doors include all hardware and are self-framing for ease of installation. Knock-down doors are shipped with all components for field assembly. Both types are foam insulated and include 14-gauge heavy-duty sub-jambs and an aluminum threshold. They are also both ADA compliant.



#### **Door Options & Accessories**

Supplement a preassembled door system with factory-installed options and accessories to suit any need, such as standard-duty or heavy-duty closers, panic devices, standard mortise locks, ball-bearing hinges, latch guards, glass “lites” or glass panes.



#### **Windows**

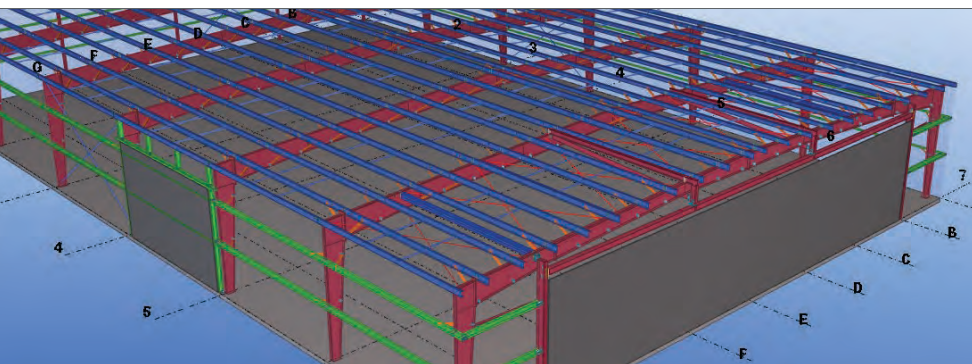
Our window systems are available in standard or custom styles and sizes and can be ordered with narrow light or thermal barrier options.



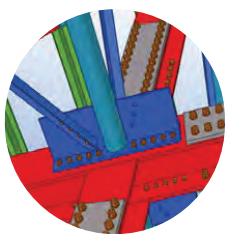
#### **Translucent Panels**

Fiberglass reinforced with high quality thermosetting polyester resin and UV inhibitors provide additional natural indirect lighting.





## TOOLS TO HELP US & HELP YOU



### **Building Information Modeling (BIM)**

All of our projects use Building Information Modeling (BIM), a conceptual modeling tool that gives manufacturers, principals and customers a wealth of information that was previously only imagined. It encompasses building geometry, spatial relationships, geographical information, quantities and properties of building components. It's so inclusive, it can be used for fabrication. And the digital prototype can serve as a customer resource for building management and maintenance.



### **Energy Code Solutions**

When it comes to energy, there are a variety of different regulating organizations, codes and requirements. With so many codes and regulations on the state and local level that overlap and change on a regular basis, it's almost impossible to keep up and comprehend them all. That's where we come in. Our experienced and knowledgeable Energy Team knows compliance inside and out. From state codes to regional climate requirements and everything in between, we've got you covered.



### **ShakeoutPro® The Steel Staging App For Your Jobsite**

ShakeoutPro is a unique mobile app specifically developed to help builders and erectors save time receiving, unloading and staging steel at the job site. This easy-to-use, powerfully robust application only takes a matter of minutes to become proficient at using. All you need is a smart device – no additional equipment required.



### **eQuote**

Our proprietary pricing system gives you accurate and in-depth estimates so you can successfully and efficiently quote projects. The web-based platform allows you to access and make changes while visiting jobsites and collaborate among team members and others. You can compare layouts and instantly view a 3D rendering.



### **Nucor Steel Store**

Buying components has never been easier thanks to the Nucor Steel Store. This catalog is the largest online source of custom steel construction products. In a few quick clicks, you can order everything from purlins to accessories to hardware.

# WARRANTIES FOR PEACE OF MIND



## **One Year Building Manufacturer's Workmanship Warranty**

As a standard offering for each building, Kirby Building Systems warrants its products against defects in materials and defects in fabrication of the building components.

## **Paint System Warranties**

Our finishes protect against chipping, peeling, blistering, and excessive fading and chalking. Coverage is based on the finish type and range from 25 to 35 years.

## **Roof Panel Weathertightness Warranties**

We offer a variety of options tailored to fit your needs. Our highly flexible multi-level packages can provide you with as little or as much coverage as your project requires, including inspection demands. Visit our website to learn more.



# WHAT DO YOU NEED?



## WHATEVER IT IS, WE CAN FIGURE IT OUT.

Let us create a custom steel building that can serve your needs for decades. With all of our systems' advantages and Kirby's years of experience, you can be assured that you'll have a solution that is designed, engineered and manufactured to the highest quality.

**Contact Kirby Building Systems today to get your next project started.**

[kirbybuildingsystems.com](http://kirbybuildingsystems.com)





a **NUCOR** company

[kirbybuildingsystems.com](http://kirbybuildingsystems.com)